


### Data Sheet

## Spring Toggles

An all metal cavity fixing suitable for use in plasterboard and other cavity applications. 2 spring loaded legs open up in the cavity to give a solid fixing. M3, M5 and M6 sizes are supplied either with or without screws but M8 and M10 are supplied as wings only



Thread Diam	mm	3	5		6	8	10
Hole Diam	mm	11	14		18	22	25
Screw length	mm	50	50	75	100	75	-
Wall & Fixture Thickness	mm	30	20	45	70	45	-
Minimum Cavity Depth	mm	20	30		30	40	45
<b>Rec. Tensile Load</b>	<b>Kn</b>	0.1	0.18		0.3	0.6	0.8

Loads include a suitable safety factor  
Loads may be limited by strength of the base material




To select the correct length screw for the 'Wings Only' add together the [Actual Fixture Thickness](#), [Actual Wall Thickness](#) and [Minimum Cavity Depth](#) (from table above)

Spring Toggles are suitable for use in most cavity situations such as Plasterboard, Hollow Blocks, Hollow Concrete Planks and Hollow Clay Pots.

#### Typical applications

Lightweight suspended ceilings. Light fittings, Lightweight ductwork, Lightweight pipework.

#### Installation Instructions



- 1 Drill correct diameter hole in base material
- 2 Assemble Spring Toggle onto fixture
- 3 Fold down wings and insert into hole in base material
- 4 Tighten screw to clamp fixture to base material

#### SALES OFFICES

Dartford	01322 277733	Stone	01785 819819
Elland	01422 370121	Swindon	01793 527829
Milton Keynes	01908 330050		

